

Welcome to Driver Education

1

UNIT ONE: ORIENTATION



**Milestones
on
the
Driver Education
Path**

What Are We Doing Today?

3

- The student will define the roles and responsibilities of the driving school, the new driver, and the driving coach.
Who is my driving coach, and why do I need one?

- The student will evaluate how the driving coach drives every day.
What is the GLS or the Graduated License System?

- The student will define changes in laws and practices since the coach may have obtained a license.
Who is supposed to teach me how to drive?

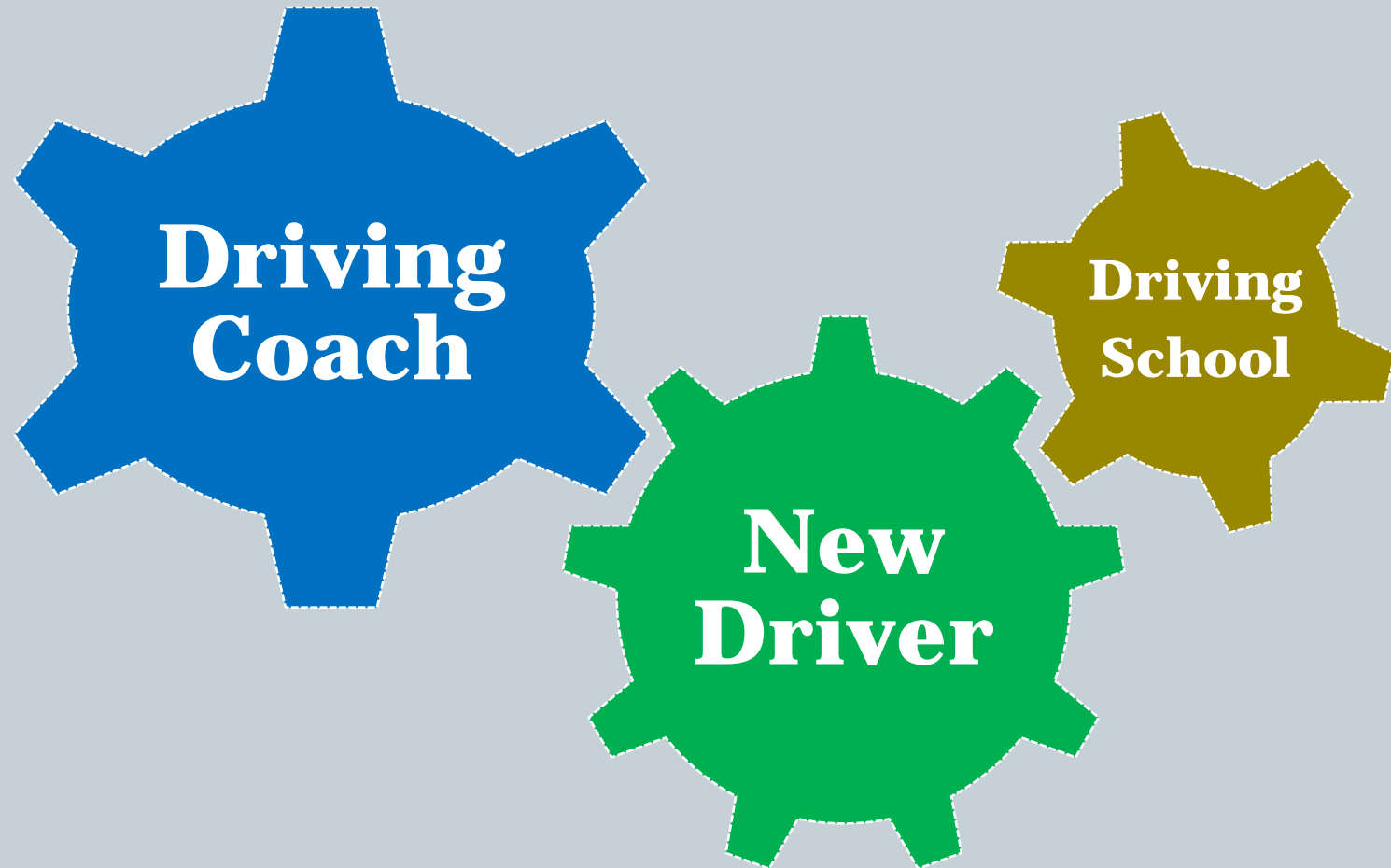
- The student will define the Graduated Licensing System (GLS) and why it is important
What does a driving school do for me?

- **What am I supposed to do in driver education?**

- The student and the coach will determine how to be a supportive driving coach for the new driver.

Partnership to Safe Driving

4



Part Of The Process: Driving School

5

What is Driver Education? 36 Hours of Training

- **30 hours of classroom instruction**

- ✦ Includes a quiz after each unit.
- ✦ Can only use curriculum approved by the MVA .
- ✦ To complete classroom component, student must score at least 80% on the final exam.



Part Of The Process: Driving School

6

What will new drivers learn in the classroom?

- ▶ Unit One Orientation
- ▶ Unit Two Signs, Signals, and Pavement Markings
- ▶ Unit Three Getting Started
- ▶ Unit Four Breaking Away
- ▶ Unit Five Driving in Neighborhoods
- ▶ Unit Six Driving on Urban, Suburban, & Rural Roads
- ▶ Unit Seven Driving on Expressways
- ▶ Unit Eight Collisions, Malfunctions, & Adverse Conditions
- ▶ Unit Nine Making Good Decisions
- ▶ Unit Ten Owning a Vehicle and Final

Part Of The Process: Driving School

7

6 Hours of Behind the Wheel (BTW)

- Training must be completed in cars with instructor brakes.
- Vehicles must be clean and in good working order.
- Pre-planned routes are available for inspection.
- Students must pass BTW final with an 80% or higher score.
- Coaches are welcome to ride along and observe.
- Coaches should plan to spend time after each BTW getting recap and practice tips.

ROOKIE@driver

INSTRUCTORS:

Trained by driving schools and senior instructors.

Certified by MVA.

Must complete background check and have driving records monitored by MVA.

Must wear a badge from MVA identifying them as certified instructors.



**Part of the Process: Driving Schools
Who Teaches Driver Education?**

Part Of The Process: Coach & Parent




**WORRIED
NERVOUS
HOLDING ON TO KEYS**

**Concerned
Want to help
Sharing the keys
with new driver**



Parents Are the Key to Safe Driving

10



Who Is A Good Driving Coach?



Part Of The Process: The Coach

12

- **Be involved.**
- **Help the new driver practice skills learned in classroom and Behind the Wheel lessons.**
- **Ensure the New Driver & Coach Practice Guide is completed accurately.**
- **Be a model driver.**
- **Be a great coach.**



Part Of The Process: The Coach

13

As a parent/coach, I may

- ▶ **Visit the driving school to see all licenses and certifications.**
- ▶ **Observe any class session in that includes my new driver.**
- ▶ **Rely on the driving school to offer the entire program including behind the wheel time within 18 weeks of the first day of class.**


As a parent/coach, I must

- ▶ **Refrain from interfering with the instruction.**
- ▶ **Take an active role in his/her student's driver education.**
- ▶ **Alert the owner or manager of the driving school about any problems before contacting an outside agency.**

What Are The Coach's Responsibilities?

14

- ▶ Use the New Driver & Coach Practice Guide to keep accurate records and monitor student progress.
- ▶ The New Driver & Coach Practice Guide reinforces information learned in the classroom and behind the wheel.



What Are The Coach's Responsibilities?

15

Use the New Driver & Coach Practice Guide.

What is in the Practice Guide? A Parent – New Driver Agreement

- **Suggestions for an agreement the coach and a new driver can use to ensure safe and legal driving:**
 - ✦ Times when the new driver can drive,
 - ✦ People with whom the new driver can drive,
 - ✦ Roads where the new driver can drive,
 - ✦ And consequences for failing to follow rules.



What Are The Coach's Responsibilities?

16

Use the New Driver & Coach Practice Guide. Lesson Instructions

- **A break down of all the skills a new driver will need and a step by step guide to practicing those skills.**
 - ✦ **Step by step guide with a checklist to see if the new driver can successfully perform the skills.**
 - ✦ **Follows the MVA approved curriculum.**
 - ✦ **Useful to coordinate with school for BTW sessions.**
 - ✦ **Can also be used to guide practice activities with new driver.**



What Are The Coach's Responsibilities?

17

Use the New Driver & Coach Practice Guide.

Log

- A log to document the times when the new driver practices.
 - ✦ List all hours completed.
 - ✦ Remember that some of the hours must be completed at night.

Certification Page

- A page where the parent, guardian, or mentor certify, on penalty of perjury, that the new driver has completed 60 hours of practice. (After lesson instructions)



What Are The Coach's Responsibilities?

18



- **DEFINE** what makes a good, safe driver, and why it is important for you and your new driver.
- **FIGURE OUT** what the new driver already knows about driving.
- **MAKE A PLAN** before starting, and give clear and specific directions when practicing.
- **STAY FOCUSED** on coaching when driving.
- **TRY TO CATCH** the new driver doing well.




What Are The Coach's Responsibilities?

19

Be a model driver.

- Always obey the speed limit.
- Always wear your safety belt, and make sure that all passengers are as well.
- Always avoid distraction.
- Know the updated laws and regulations.



What has changed since your coach took Driver Education?



Changes In Driver Education

Your parent or guardian signed for you to get a license. If you refuse to obey traffic laws and drive safely, he/she can:

- a) ground you until you turn 21.
- b) withdraw consent for the provisional license until you turn 18.
- c) hope nothing bad happens.
- d) take away the keys.



Changes In Driver Education

What is the proper following distance?



- a) 1 car length for each 10 miles of speed.
- b) 3 – 4 seconds under ideal conditions.
- c) You should be able to see the rear tires of the car in front of you when stopped.
- d) As long as you can see the license plate, you are far enough back.

Changes In Driver Education

What is the proper hand position on the steering wheel?

- a) 10:00 and 2:00.
- b) 9:00 and 3:00.
- c) One hand on the coffee and the other on a cell phone.
- d) 8:00 and 4:00.
- e) Drivers should have two hands on the steering wheel and be fully in control of the vehicle.



Changes in Driver Education

When a driver sees an emergency vehicle with lights flashing on the side of the road,

- a) the driver should change lanes safely to give as much room as possible to the emergency/law enforcement vehicle.
- b) the driver should reduce speed and move as far over as possible in the current lane if unable to change lanes.
- c) maintain speed and position because emergency personnel took road position and traffic into account when stopping.



Changes in Driver Education

How far should a driver be from a cyclist who is driving legally on the far right side of the road?

- a) Not less than two feet.
- b) Not less than three feet.
- c) Not less than five feet.
- d) No set legal requirement.



Changes In Driver Education

Who is required to wear a safety belt as of October 1, 2013?

- a) The front seat passengers and any other passenger 16 and under.
- b) The front seat passengers only and any children under 8 years old in a car seat/booster.
- c) All occupants, no matter their age or their position in the vehicle.

Changes In Driver Education



It is a primary offense to text and drive in Maryland if you are:

- a) a driver with a provisional license.
- b) a driver with a learner's permit.
- c) a fully licensed driver.
- d) any driver on a Maryland road.

Changes In Driver Education

As of October 1, 2013, it is a primary offense for all Maryland Drivers to use a cell phone while driving.

- a) True, no licensed driver may use a cell phone while driving.
- b) False, learner's permit and provisional drivers may not use a cell phone at all, and fully licensed drivers may only use hands free device but cannot be stopped just for cell phone use.
- c) True, learner's permit and provisional drivers may not use a cell phone at all, and fully licensed drivers may be stopped and cited for failing to use a hands free device.



Changes in Driver Education

When you get a new driver's license, you can designate 3 people as emergency contacts. Contact information is visible to law enforcement and emergency personnel if you are in an accident and cannot speak for yourself.

True



False



Changes In Driver Education

According to Maryland Law, all Maryland vehicles must be covered by vehicle insurance, or the vehicle owner will face suspension of registration and fines from the MVA.

True



False



You must, by law, also carry proof of insurance in your vehicle at all times



Changes In Driver Education

The Graduated Licensing System or GLS is:

- a) a set of recommendations that should be adopted whenever possible.
- b) a set of guidelines that a coach may want to adopt so a new driver will be as safe as possible.
- c) a set of laws that you, as a supervising driver or as the person who has signed to allow your new driver to obtain a driver's license, are required to enforce.

Part Of The Process: The New Driver

32

- **Strive to be a safe and legal driver at all times.**
- **Participate actively in the driver education process.**
 - × **Listen.**
 - × **Take notes.**
- **Obey the laws.**
- **Hold school and coach accountable and be accountable to them.**



What Does The New Driver Have To Do?

33

What is the Graduated Licensing System (GLS)?

- **A system designed to ensure new drivers have both experience and knowledge prior to being allowed to drive without supervision.**
- **Maryland has a 3 stage system:**
 1. Learner's Instructional Permit (or Learner's Permit)
 2. Provisional License
 3. Full License

What Does The New Driver Have To Do?

34

- **Why does Maryland have a GLS?**
 - Motor vehicle crashes remain the highest cause of death for new drivers between 16 and 17.
 - The GLS targets situations when new drivers have historically had higher crash rates.
 - According to a recent JHU/NHTSA study, GLS helps reduce teen crashes by as much as 20%.

What Does The New Driver Do: Follow The GLS Laws

Step One of GLS: Learner's Instructional Permit

- May receive learner's permit at 15 years and 9 months.
- Under 18, must have parent or legal guardian's signature.
- Must pass vision screening and knowledge test.
- If under 16, must provide a completed Learner's Permit School Attendance Certification form (DL-300) to an MVA official during the learner's permit application process.
- Must hold learner's permit violation free for at least 9 months.

What Must The New Driver Do: Driver Education

36

Each student has the right to:

an MVA-certified, competent, and courteous instructor.

be taught in an informative, interesting and challenging manner.



be taught the full 36 hour program.

attend class in a safe, secure, and fully equipped classroom.

What Must The New Driver Do: Driver Education

37

Each student has the responsibility to:

- Respect the instructor and the property of the driving school.
- Arrive prepared, alert, on time and ready to participate.
- Avoid distractions like talking with other students or using a cell phones.
- Accept constructive feedback.


Becoming An Organ Donor



- When a new driver goes to obtain a learner's permit, he/she will be given the option to register or to not register as an organ, eye and tissue donor.
- Choosing not to register or to register has no impact on a new driver's ability to obtain a license.
- New drivers may choose to register as an organ, eye, and tissue donor, but the parent or guardian will make the final donation decision for anyone under 18.
- Even if the new driver chooses not to register when getting new license, he/she can always initiate a conversation with parents or guardians or register online at www.DonateLifeMaryland.org

Donate Life

39



What Must The New Driver Do: Follow The GLS Laws

40

While driving, learner's permit holders must:

- Be accompanied by a qualified supervising driver who is 21 years or older and has held a license for a minimum of 3 years.
- Not text or use a cell phone except for emergency 911 calls.

Where should the supervising driver be?

- The supervising driver must be seated beside the new driver at all times, with no other front seat occupants.

Step Two: Provisional License

- **Must be at least 16 years and 6 months.**
- **Must complete driver education program.**
- **Must submit a completed and signed Practice and Skills Log to document a minimum of 60 hours.**
- **Must have a valid unexpired learner's permit and held that permit for at least 9 months.**
- **Must have no moving violations in the previous 9 months.**
- **Must successfully pass the driving skills test.**

If Age 19 to 25, or Age 18 With a High School Diploma

- **Must complete driver education program.**
- **Must submit a completed and signed Practice and Skills Log to document a minimum of 60 hours. (10 hours of which must occur during the period beginning 30 minutes before sunset and ending 30 minutes after sunrise).**
- **Must have a valid unexpired learner's permit and held that permit for at least 3 months.**
- **Must have no moving violations in the previous 3 months. conviction of a moving violation will restart the waiting period and extend it to 9 months.**
- **Must successfully pass the driving skills test.**

How To Get Your Provisional License

43

Restrictions On Provisional Licenses

- **Provisional drivers under the age of 18 are not permitted to carry passengers under the age of 18, except for family members, for the first 5 months of licensure.**
 - Violations may result in a suspension of driving privileges.
- **Provisional drivers under the age of 18 may not drive between 12 Midnight and 5 a.m. unless for school, sports, job, or volunteer work.**

Restrictions On Provisional Licenses

45

- **If a co-signer withdraws consent while the licensee is a minor, the MVA must CANCEL THE LICENSE.**
- **May not operate a motor vehicle while using any wireless communication device (e.g. cell phone or text messaging device) except for emergencies. Violations may result in a suspension of driving privileges.**
- **Zero alcohol tolerance under age 21.**
- **Must have all passengers in the vehicle using seat belts.**

GLS For Drivers Over 25

- **Must hold a learner's permit for 45 days without any moving violations or probation before judgment for any moving violation.**
- **Must have completed a Maryland MVA approved standardized driver education program.**
- **Must complete at least 14 hours of supervised behind the wheel driving (3 hours of which must occur during the period beginning 30 minutes before sunset and ending 30 minutes after sunrise).**
- **Must have an eligible supervising driver complete a Practice Skills Log and certification page.**

Restrictions For New Drivers Over 25

If the applicant has been convicted of a moving violation,

- Required to hold the permit for a minimum of 9 months following the most recent date the individual was convicted of a moving violation.
- Must meet the rest of the GLS requirements before he/she is eligible to take a skills driving test.

If a new driver is under 25 years old when he/she obtains a first GLS learner's permit and then turns 25 afterwards, he/she may take the skills driving test if:

- He/she has held a permit at least 45 days.
- He/she has completed at least 14 hours of supervised driving, with at least 3 hours taking place after dark.
- He/she has completed the driver education program.
- He/she had an eligible supervising driver complete a Practice Skills Log and certification page.

Step Three: Drivers License

48

- **Must be at least 18 years old.**
- **Must hold provisional license at least 18 months.**
- **Must not have received any moving violations.**
- **MVA will automatically mail out conversion card which must be carried with provisional license.**





Coaches, Driving Schools, & New Drivers

**Each of us is part of
the process to
ensure safe driving
for a life time.**

2,800

221,000

1,315,000

27,000,000,000

Because the consequences are real.....